



CROCHET | SKILL LEVEL: **EASY**

ABBREVIATIONS

Approx =	Dc = Double crochet	Tog = Together
Approximately	Rep = Repeat	WS = Wrong side
Beg = Beginning	RS = Right side	
Ch = Chain(s)	St(s) = Stitch(es)	

MEASUREMENTS

Approx 10" x 82" [25.5 x 208 cm], excluding fringe.

GAUGE

13 dc and 7 rows = 4" [10 cm].

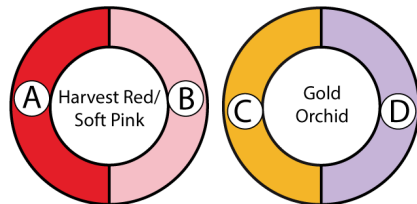
INSTRUCTIONS

Notes:

- To begin working with the O'Go format, carefully cut plastic tie where the ends of the O'Go meet.
- Pull tie to remove.
- For this pattern, colors can be easily separated by gently pulling apart and cutting at the color transition. Each color is ready to use.
- Refer to Materials section for color plan for Contrast A, B, C and D.
- Ch 3 at beg of rows counts as dc.
- To change color, work to last 2 loops on hook and draw new color through last 2 loops, then proceed in new color.
- There is no RS or WS. Scarf is reversible.

MATERIALS

Caron® Simply Soft® O'Go™ (5 oz/141 g; 250 yds/228 m)
Contrast A and B: Harvest Red/Soft Pink (40019) **2 O'Gos**
Contrast C and D: Gold/Orchid (40021) **2 O'Gos**



Size U.S. H/8 (5 mm) crochet hook **or size needed to obtain gauge.**
 Yarn needle.

SCARF

Section 1: With A (Color 1), ch 16. **Do not** break A, cont with B (Color 2) and ch 18.

1st row: With B, 1 dc in 4th ch from hook (counts as 2 dc). 1 dc in each of next 14 ch, joining A. With A, 1 dc in each ch to end of ch. Turn. 32 dc.

2nd row: With A, ch 3. 1 dc in each of next 15 dc, joining B. With B, 1 dc in each ch to end of ch. Turn. 32 dc.

3rd row: With B, ch 3. 1 dc in each of next 15 dc, joining A. With A, 1 dc in each ch to end of ch. Turn. 32 dc.

4th to 9th rows: Rep 2nd and 3rd rows 3 times more, joining D at end of last row. Section 1 is complete.

Section 2: Using D as Color 1 and C as Color 2 work 9 rows as for Section 1, joining A at end of last row.

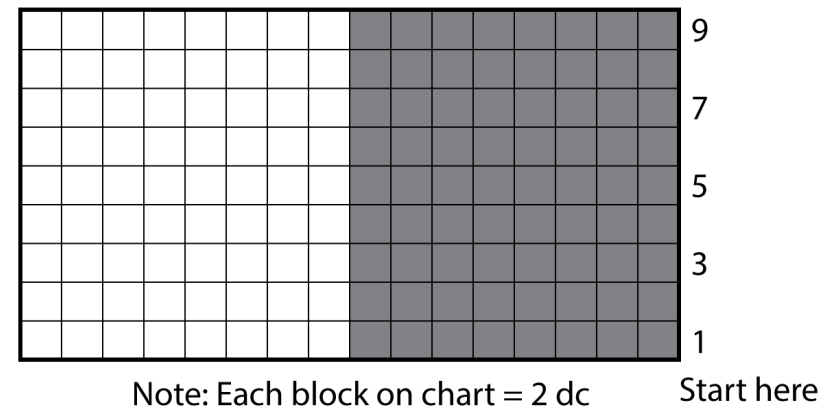
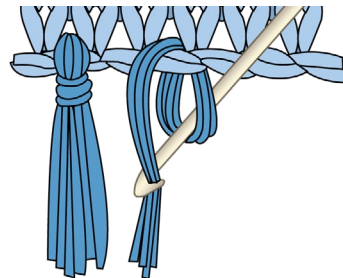
Section 3: Using A as Color 1 and B as Color 2 work 9 rows as for Section 1, joining C at end of last row.

Section 4: Using C as Color 1 and D as Color 2 work 9 rows as for Section 1, joining A at end of last row.

Rep last 4 Sections 3 times more (16 Sections total). Fasten off.

Fringe

Cut lengths of each shade 14" [35.5 cm] long. Taking 4 strands tog, fold in half and knot into fringe along both ends of Scarf, matching fringe to Scarf. Trim fringe evenly.



Key

■ = Color 1

□ = Color 2